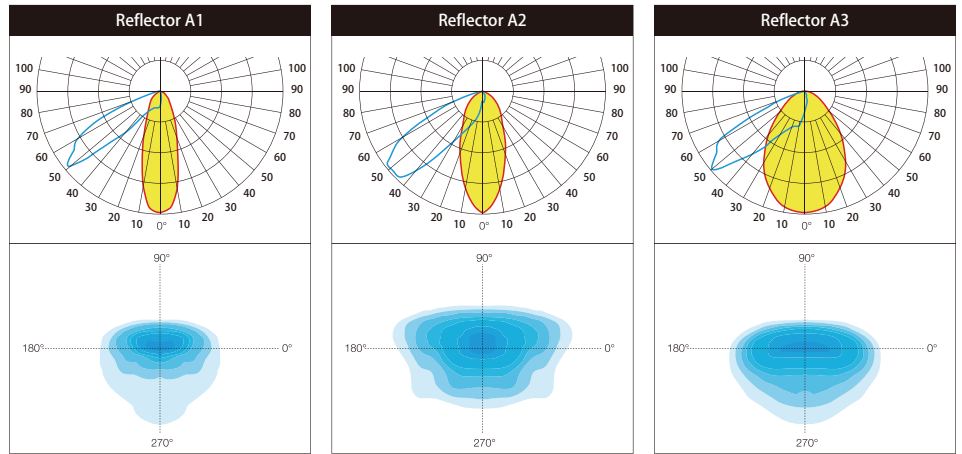


Beam Angle REFLECTOR

Reflector Application



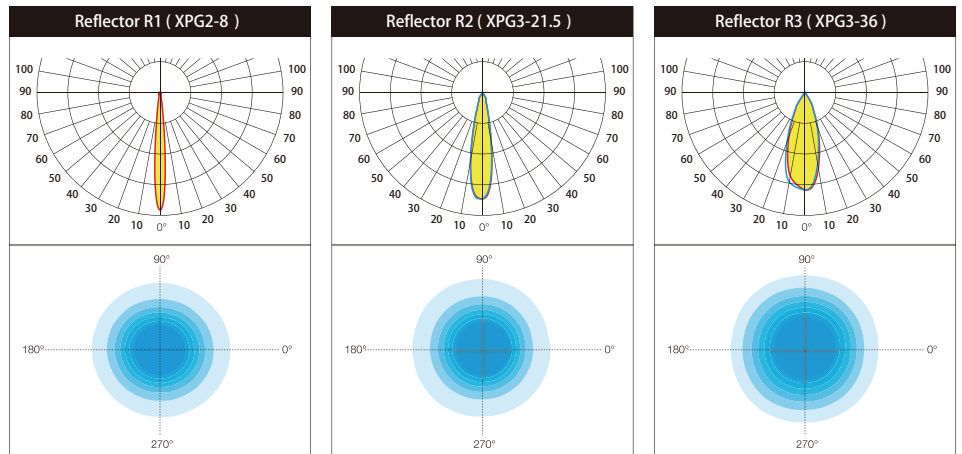
Asymmetrical beam angle



Reflector Application



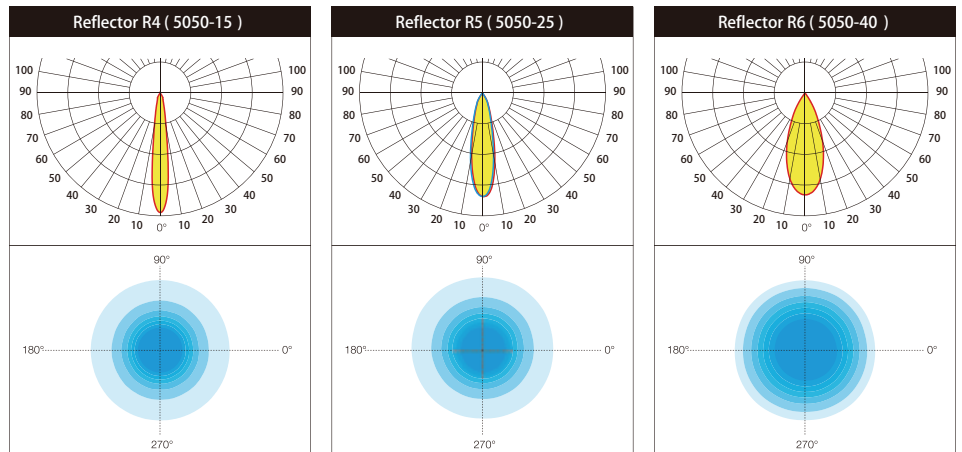
Symmetrical beam angle



Reflector Application



Symmetrical beam angle

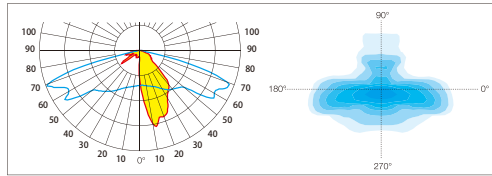


Beam Angle LENS

Asymmetrical beam angle

LENS

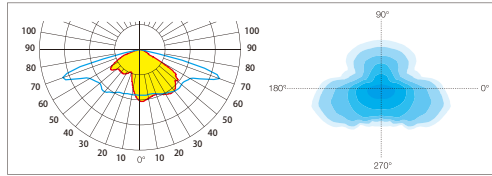

T2A



Asymtric light distribution for Narrow road.

LED Chips: 2 x 2

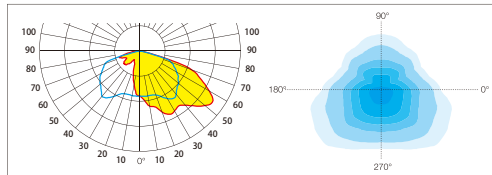
T3A



Asymtric light distribution for Residential street.

LED Chips: 2 x 2

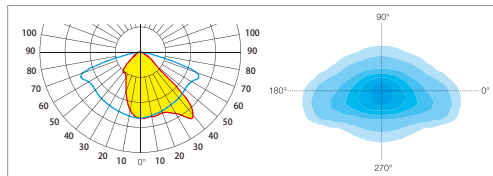
T4A



Asymtric light distribution for wide area.

LED Chips: 2 x 2

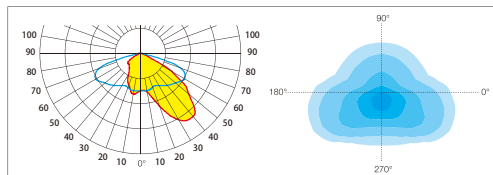
T3



Asymtric light distribution for urban road.

LED Chips: 2 x 2

T4



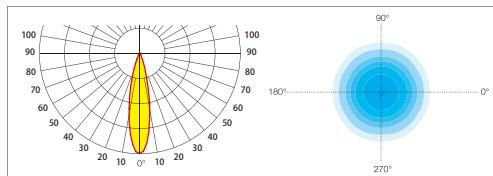
Asymtric light distribution for motorway road.

LED Chips: 2 x 2

Symmetrical beam angle

LENS

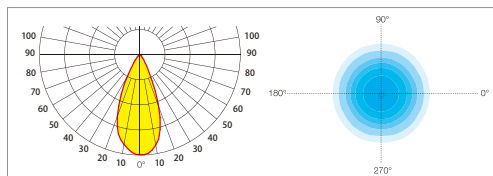
T25



Symtric light distribution for narrow angle flood, highbay lighting.

LED Chips: 2 x 2

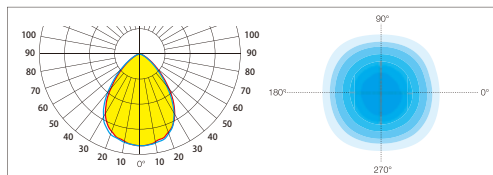
T60



Symtric light distribution for middle angle flood, highbay lighting.

LED Chips: 2 x 2

T90



Symtric light distribution for middle angle flood, highbay lighting.

LED Chips: 2 x 2