

BAWATY-Emergency Waterproof Batten

IP66

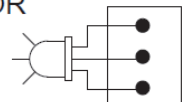


For AC LED T5 & LED T8 & Sensor LED Tube Up to 24W



- For AC LED T5 & LED T8 & Sensor LED Tube & AC Luminaires Emergency Application
- Suitable for Maintained or Non-maintained luminaires.
- Electronic charge system.
- Deep discharge protection.
- Short-circuit proof battery connection.
- Automatic shutdown protection if the LED load is out of range.
- Simple wiring / installation.
- 2 hours or 3 hours emergency backup with either Ni-MH battery or Ni-Cd battery
- Provided with a IP20 robust steel iron remote box or IP65 Waterproof Die-casted Aluminum Box
- Provided with a LED for indication when battery charge is in process.
- Tested in accordance with latest local requirement PPA/104(A) (4th Revision).

LED INDICATOR



● GREEN - FULLY CHARGED

● RED - CHARGING

● YELLOW - FAULT

Product Specification				
Emergency Power Pack Model 應急電池系統型號	SLPP-03-2	SLPP-03-3	SLPP-06-2	SLPP-06-3
Emergency Kit Model No (IP20 Metal Box) 應急系統型號(IP20金屬盒)	SLK-03-2	SLK-03-3	SLK-06-2	SLK-06-3
IP66 Emergency Kit Model No (IP66 Die-casted Aluminum Box) IP66 應急系統型號(IP66 防水壓鑄鋁盒)	SLKWP-03-2	SLKWP-03-3	SLKWP-06-2	SLKWP-06-3
Emergency Batten Model No (Steel Batten) 應急支架型號(鐵支架)	BATESA-03-2	BATESA-03-3	BATESA-06-2	BATESA-06-3
IP66 Waterproof Emergency Batten Model No IP66應急防水支架型號	BAWATY-03-2	BAWATY-03-3	BAWATY-06-2	BAWATY-06-3
Inverter Model: 應急轉換器型號:	E-SOLO			
Remote Metal Kit Size 外置鐵皮應急電池盒	IP20 Metal Box金屬盒 -L: 370 x W: 95 x H: 55 mm IP66 Waterproof Die-casted Aluminum Box IP66 防水壓鑄鋁盒: -L: 250 x W: 120 x H:85 mm			
IP20 Metal LED T5 / LED T8 Emergency Batten Size 外置鐵皮應急電池盒支架	LED T5 : 2ft- L:580mm 3 ft : L:880mm 4 ft : L: 1180mm 5 ft : L 1180mm Refer to Drawing Type A or Type B or Type C LED T8 : 2ft- L:6040mm 3 ft : L:909mm 4 ft : L:1214mm 5 ft : L 1514mm Refer to Drawing Type A or Type B or Type C			
IP66 Waterproof Polycarbonate LED T5 / LED T8 Emergency Batten Size LED T5 / LED T8應急電池PC 防水支架尺寸	Single Tube : 2ft- W:104 x L:660mm 4 ft : W:104 x L:1260mm 5 ft : W:104 x L:1560mm Refer to Drawing Twin Tube : 2ft- W:153 x L:660mm 4 ft : W:153 x L:1260mm 5 ft : W:153 x L:1560mm Refer to Drawing			
LED Luminaire AC Power LED燈具功率	10W Max	10W Max	20W Max	20W Max
LED Tube Emergency Mode Output Power Max LED 燈管應急輸出最大功率	3W	3W	6W	6W
LED Tube Emergency Mode Lumen Output % LED 燈管應急輸出百分比	(3W / LED Tube Power/0.8) %	(3W / LED Tube Power /0.8) %	(6W / LED Tube Power/0.8) %	(6W / LED Tube Power/0.8) %
Battery Duration應急時間	2 hours backup	3 hours backup	2 hours backup	3 hours backup
Battery Capacity 電池容量	9.6V 1.2Ah		9.6V 1.6Ah	9.6v 2.2Ah
Input Voltage / 輸入電壓	220 - 240V AC +/-5%, 50/60Hz PF>0.95 THD<20			
Output Voltage / 輸出電壓	220VAC / 250VDC (Max.)			
Changeover Time 應急啟動時間	< 0.25 second			
Battery Type 電池類型	Ni -MH for Standad or Ni-Cd battery is available upon request 標準鎳氫電池，鎳鎘電池可應要求提供			
Luminaires Type 照明方式	Maintained / Non Maintained Typ 長明式 / 後備式			
Battery Recharge Duration 電池充電時間	Less than 12 hours 12小時			
Class of Insulation 絕緣等級	Class one Earthing 一級			
Ambient Temperature Range 環境溫度範圍	-10°C to +50°C			
Protection 保護	SHORT CIRCUIT / OVER VOLTAGE /短路/電壓過高			
Compliance 符合標準	BS EN 60598-2-22, BS EN 61347-2-7, BS 5266-1, FSD PPA 104A (4th Revision)			

Product Specification				
Emergency Power Pack Model 應急電池系統型號	SLPP-10-2	SLPP-10-3	SLPP-12-2	SLPP-12-3
Emergency Kit Model No (IP20 Metal Box) 應急系統型號(IP20金屬盒)	SLK-10-2	SLK-10-3	SLK-12-2	SLK-12-3
IP66 Emergency Kit Model No (IP66 Die-casted Aluminum Box) IP66 應急系統型號(IP66 防水壓鑄鋁盒)	SLKWP-10-2	SLKWP-10-3	SLKWP-12-2	SLKWP-12-3
Emergency Batten Model No (Steel Batten) 應急支架型號(鐵支架)	BATESA-10-2	BATESA-10-3	BATESA-12-2	BATESA-12-3
IP66 Waterproof Emergency Batten Model No IP66應急防水支架型號	BAWATY-10-2	BAWATY-10-3	BAWATY-12-2	BAWATY-12-3
Inverter Model: 應急轉換器型號:	E-SOLO			
Remote Metal Kit Size 外置鐵皮應急電池盒	IP20 Metal Box金屬盒 -L: 370 x W: 95 x H: 55 mm IP66 Waterproof Die-casted Aluminum Box IP66 防水壓鑄鋁盒: -L: 250 x W: 120 x H:85 mm			
IP20 Metal LED T5 / LED T8 Emergency Batten Size 外置鐵皮應急電池盒支架	LED T5 : 2ft- L:580mm 3 ft : L:880mm 4 ft : L: 1180mm 5 ft : L 1180mm Refer to Drawing Type A or Type B or Type C LED T8 : 2ft- L:6040mm 3 ft : L:909mm 4 ft : L:1214mm 5 ft : L 1514mm Refer to Drawing Type A or Type B or Type C			
IP66 Waterproof Polycarbonate LED T5 / LED T8 Emergency Batten Size LED T5 / LED T8應急電池PC 防水支另尺寸	Single Tube : 2ft- W:104 x L:660mm	4 ft : W:104 x L:1260mm	5 ft : W:104 x L:1560mm	Refer to Drawing
	Twin Tube : 2ft- W:153 x L:660mm	4 ft : W:153 x L:1260mm	5 ft : W:153 x L:1560mm	Refer to Drawing
LED Luminaire AC Power LED燈具功率	22W Max	22W Max	24W Max	24W Max
LED Tube Emergency Mode Output Power Max LED 燈管應急輸出最大功率	10W	10W	12W	12W
LED Tube Emergency Mode Lumen Output % LED 燈管應急輸出百分比	(10W / LED Tube Power /0.8) %	(10W / LED Tube Power/0.8) %	(12W / LED Tube Power/0.8) %	(12W / LED Tube Power/0.8) %
Battery Duration應急時間	2 hours backup	3 hours backup	2 hours backup	3 hours backup
Battery Capacity 電池容量	9.6v 2.8Ah	9.6v 3.6Ah	9.6v 3.6Ah	9.6v 4.5Ah
Input Voltage / 輸入電壓	220 - 240V AC +/-5%, 50/60Hz PF>0.95 THD<20			
Output Voltage / 輸出電壓	220VAC / 250VDC (Max.)			
Changeover Time 應急啟動時間	< 0.25 second			
Battery Type 電池類型	Ni -MH for Standad or Ni-Cd battery is available upon request 標準鎳氫電池，鎳鎘電池可應要求提供			
Luminaires Type 照明方式	Maintained / Non Maintained Typ 長明式 / 後備式			
Battery Recharge Duration 電池充電時間	Less than 12 hours 12小時			
Class of Insulation 絕緣等級	Class one Earthing 一級			
Ambient Temperature Range 環境溫度範圍	-10°C to +50°C			
Protection 保護	SHORT CIRCUIT / OVER VOLTAGE 短路/電壓過高			
Compliance 符合標準	BS EN 60598-2-22, BS EN 61347-2-7, BS 5266-1, FSD PPA 104A (4th Revision)			

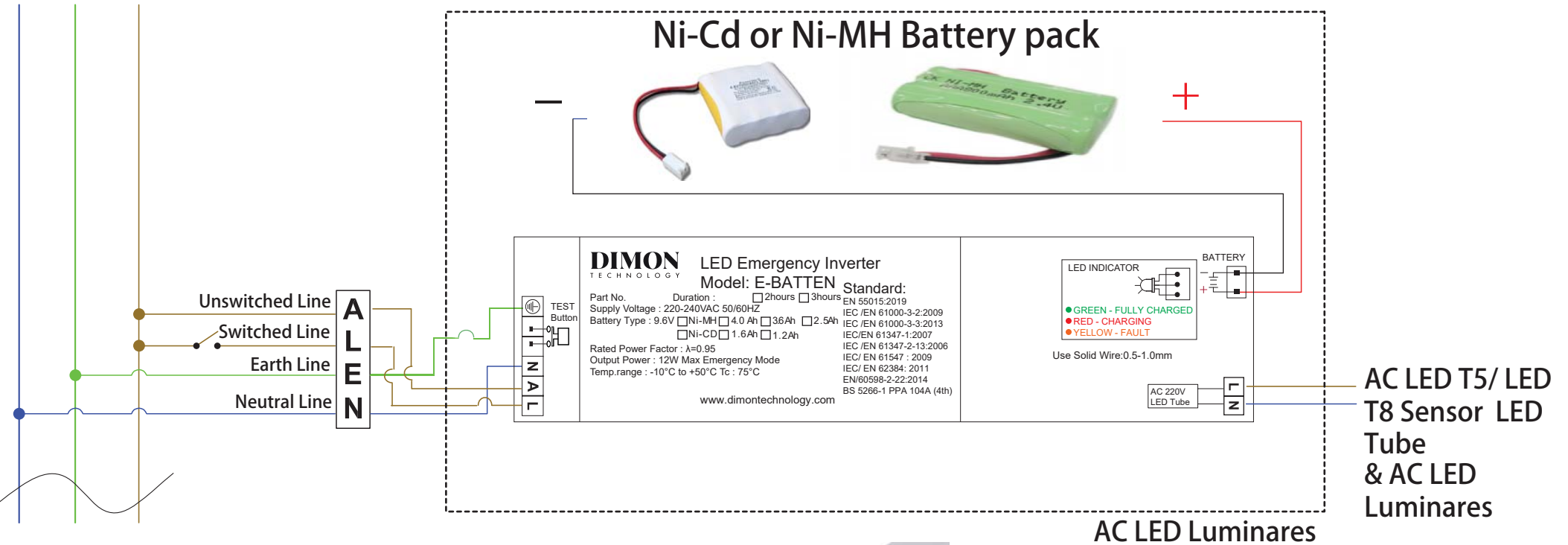
E-SOLO

30% & 50% Output LED Emergency Batten For AC LED T5 & LED T8 & Sensor LED Tube & AC LED Luminaires

30 & 50% Output wiring with general lighting switch diagram

30% & 50% 輸出接駁燈制開關接線圖

N E L



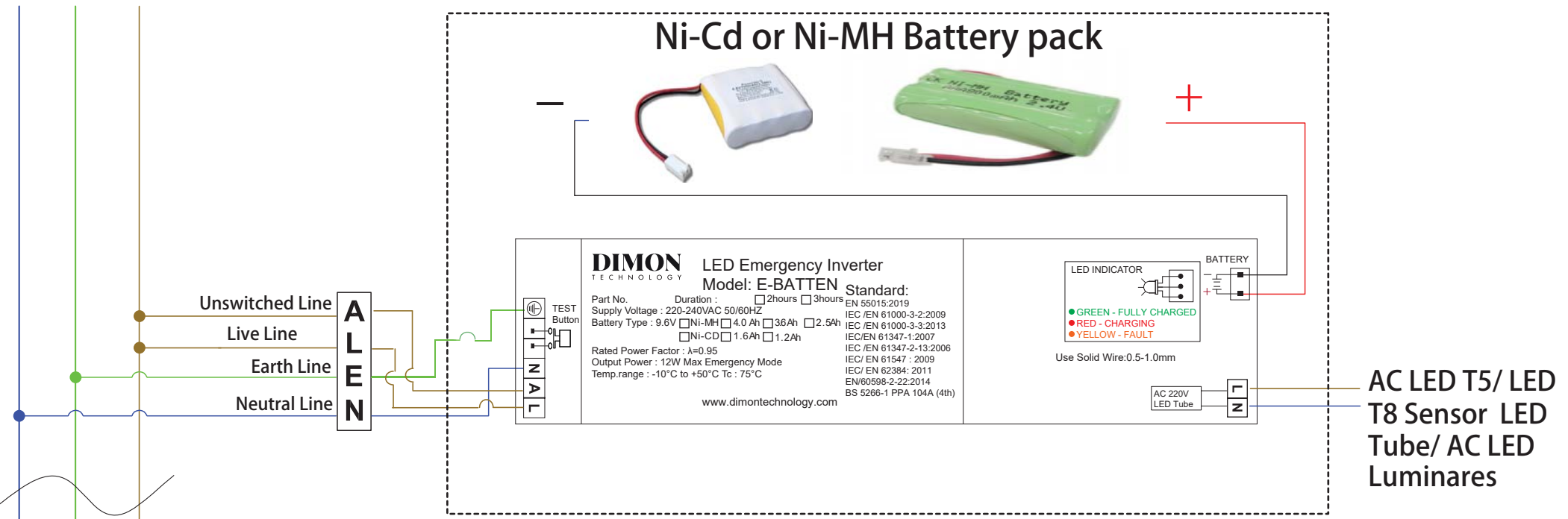
E-SOLO

30% & 50% Output LED Emergency Batten For AC LED T5 & LED T8 & Sensor LED Tube & AC LED Luminaires

30 & 50% Output wiring diagram (Maintained Type)

30% & 50% 輸出接線圖(長明式)

N E L



AC LED Luminaires

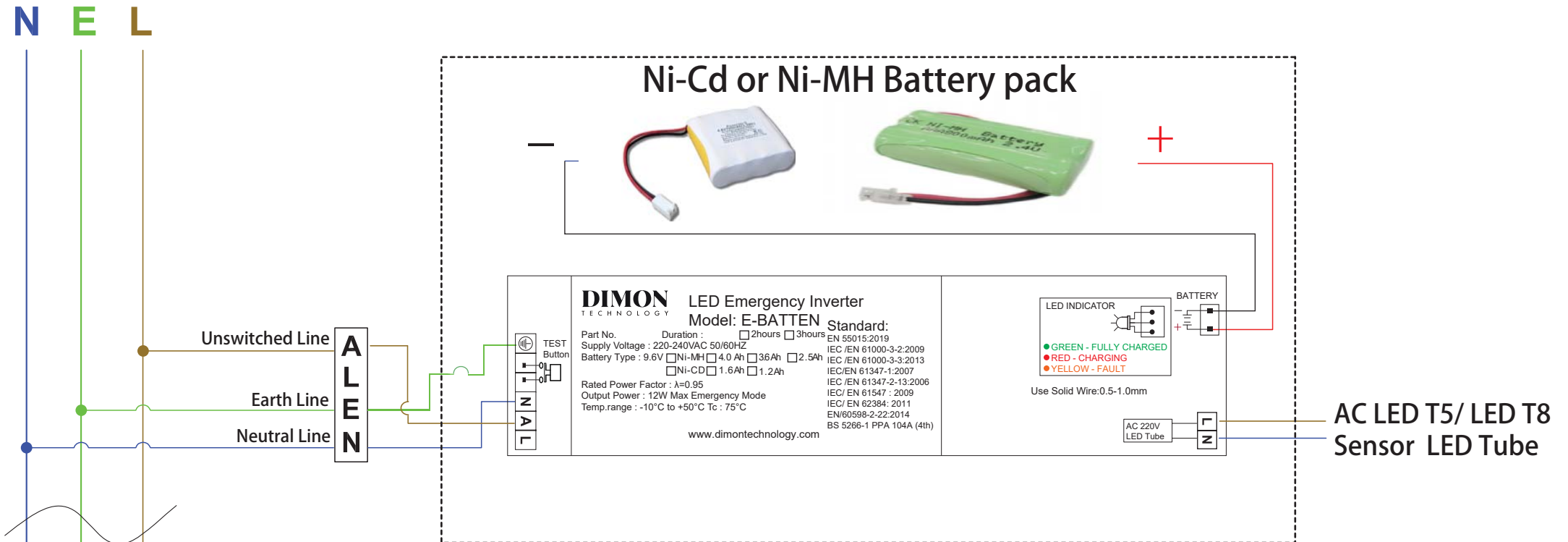


E-SOLO

30% & 50% Output LED Emergency Batten For AC LED T5 & LED T8 & Sensor LED Tube&AC LED Luminaires

30 & 50% Output wiring diagram (Non-Maintained Type)

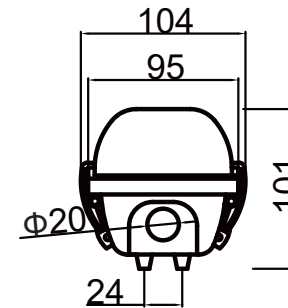
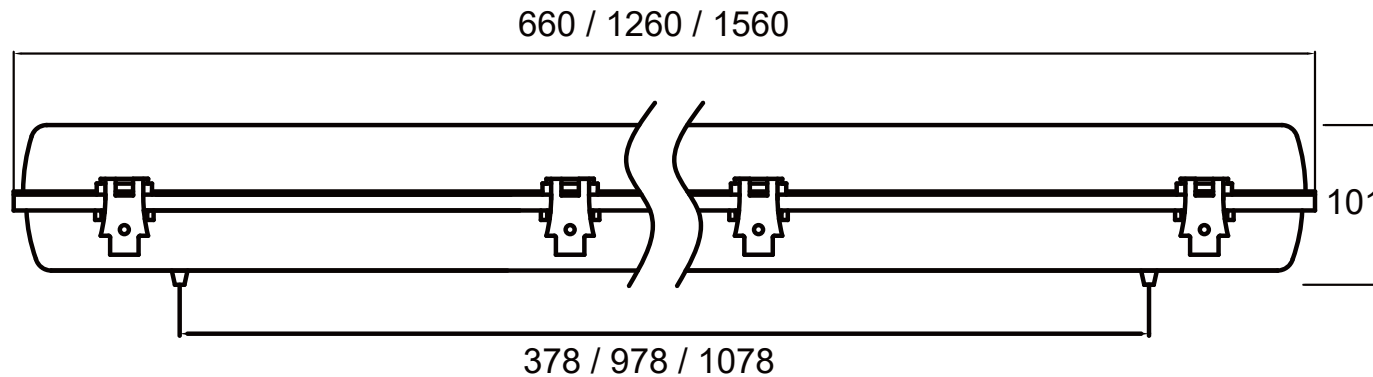
30% & 50% 輸出接線圖(後備式)



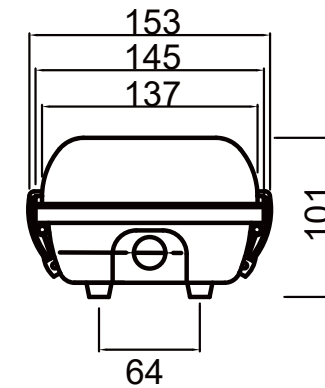
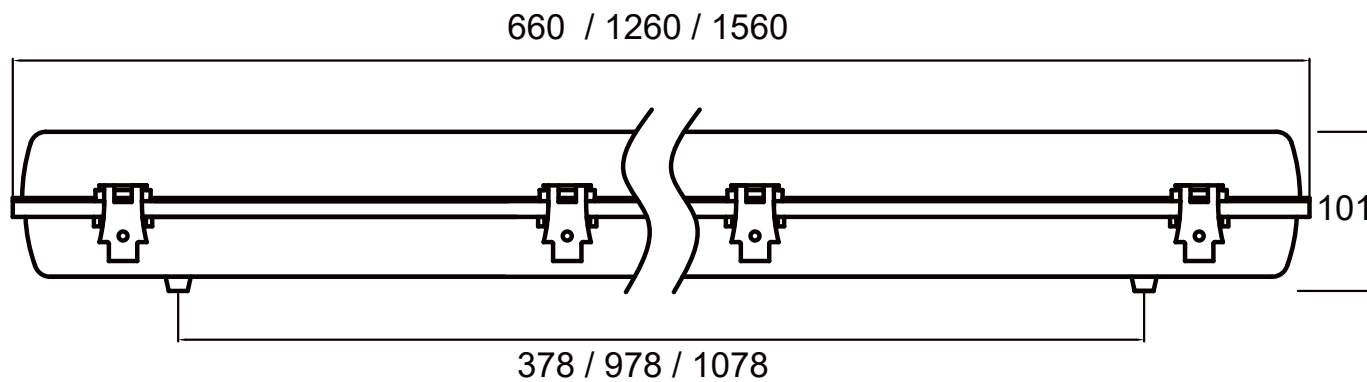
Technical Drawing IP66 Glass fibre reinforced polyester with Recyclable Aluminium and Polycarbonate Linear-Prisms diffuser WABATY-Series



Single Type:



Twin Type:



Unit: mm