








BAWATY

W75&115xH70mm 60W Max IP66



LED TRI-PROOF LIGHT BAWATY is well design for resistant Dust and Moisture resistance and waterproof. Light grey Light grey Glass fibre reinforced polyester and high transmission opal polycarbonate with refraction prisms diffuser. Silicone-sponge Gasket , stainless steel toggles and stainless-steel Quick fix bracket. Ingress-protected to a level of IP66. Comply with Hot Wire Testing: 850°C and Electrical protection class I. Mech impact protection : IK10

Technical Data

Luminaire Type- 安裝方式 Tipo de luminaria	Surface Mounted Type 明裝式燈具 Superficie Tipo Montado			
Dimension-尺寸-Dimensión	W:75 x H:70 x L:657 mm W:75 x H:70 x L:1567 mm	W:115 x H:70 x L:657 mm W:115 x H:70 x L:1567 mm	W:75 x H:70 x L:1267 mm	W:115 x H:70 x L:1267 mm
Input Voltage-輸入電壓-Voltaje de entrada	AC220-240V 50/60HZ			
Power Consumption Max-燈具功率 Consumo de energía Max	6W @ W:75 x L:657 mm; @ W:115 x L:657 mm 8W @ W:75 x L:657 mm; @ W:115 x L:657 mm 10W @ W:75 x L:657 mm; @ W:115 x L:657 mm 14W @ W:75 x L:657 mm; @ W:115 x L:657 mm 18W @ W:75 x L:657 mm; @ W:115 x L:657 mm 24W @ W:75 x L:1267 mm @ W:115 x L:657 mm @ W:115 x L:1267 mm 28W @ W:75 x L:1267 mm @ W:115 x L:1267 mm 32W @ W:75 x L:1267 mm @ W:115 x L:1267 mm 44W @ W:75 x L:1567 mm @ W:115 x L:1567 mm 48W @ W:75 x L:1567 mm @ W:115 x L:1567 mm 54W @ W:75 x L:1567 mm @ W:115 x L:1567 mm	7W @ W:75 x L:657 mm; @ W:115 x L:657 mm 9W @ W:75 x L:657 mm; @ W:115 x L:657 mm 12W @ W:75 x L:657 mm; @ W:115 x L:657 mm 16W @ W:75 x L:657 mm; @ W:115 x L:657 mm 20W @ W:75 x L:1267 mm @ W:115 x L:657 mm @ W:115 x L:1267 mm 30W @ W:75 x L:1267 mm @ W:115 x L:1267 mm 36W @ W:75 x L:1267 mm @ W:115 x L:1267 mm @ W:115 x L:1567 mm 40W @ W:75 x L:1267 mm @ W:115 x L:1267 mm @ W:115 x L:1567 mm 52W @ W:75 x L:1567 mm @ W:115 x L:1567 mm 60W @ W:75 x L:1567 mm @ W:115 x L:1567 mm		
LED Driver Type LED驅動款式 Tipo de controlador LED	Integrated-type LED Driver--Refer to LED driver specification 請參閱LED驅動器規格 Consulte la especificación de controlador de LED 1. ON/OFF Switch AC100-240V 50/60HZ 2. ELV Dimming Driver (5-100%) AC 100-120V 50/60Hz or AC 200-240V 50/60HZ 3. 0-10V Dimming Driver AC100-240V 50/60HZ 4. Dali Dimming Driver AC100-240V 50/60HZ 5. DMX Driver AC100-240V 50/60HZ 6. RDM Driver AC100-240V 50/60HZ 7. ZIGBEE Wireless Control (Remoted Driver) AC100-240V 50/60HZ 8. Emergency Backup >2 hours or >3 hours @ < 12 charger hours 應急電池/Copia de seguridad de emergencia			
LED Driver Features 驅動特性 Funciones del controlador de LED	<ul style="list-style-type: none"> POWER FACTOR (Lambda): PF>0.95 or PF > 0.9 TOTAL HARMONIC DISTORTION: THD< 20% LED DRIVE LIFETIME: 50,000 hour or 100,000 Hours and Electrical protection class I and class II 			
Control Protocol-控制協議 Protocolo de Control	1-10V / Dali / DMX 512 / RDM / ZIGBEE Wireless Control			
Beam Angle 光束角 ángulo de haz	110°			
Light Source Brand-光源品牌-Fuente de luz de marca	Everlight SMD LED (LM-80 Report No. 14-04-VLP-0038-TP)			
Lumen Maintenance ISTM & TM-21* @ 25 °C 流明維持率 (光通量衰減) 報告: ISTM & TM-21* @ 25 °C Mantenimiento de lúmenes ISTM y TM-21 * @ 25 °C	• L70 > 54,000 hrs			
LED Life-LED壽命-La vida del LED	Comply with LM-80-08 @ 55°C L70> 54000 hours			
Color Temperature -色溫 Temperatura del color	2700K / 3000K / 4000K / 5000K / 6500K			
Color Rendering Index-顯色指數 Índice de reproducción cromática	> 80 or >90			
MacAdam Ellipses Binning 麥克亞當橢圓分級 Mac Adam binning ellipse	Standard Deviation Colour Matching < 3 SDCM 標準偏差配色 < 3 SDCM Coincidencia de color estándar Desviación < 3 SDCM			
Photobiological safety-IEC 62471 / of Luminaire 光生物安全檢驗(ICE/EN 62471) 結果: Seguridad fotobiológica-IEC 62471	<ul style="list-style-type: none"> Exempt (Risk Group 0; RG0) 豁免 (無危險) Eximir 			
Luminaire Efficacy 燈具效率 La eficacia de la luminaria	• 120 Lm/w(2700K), • 130 Lm/w(5000K),	120 Lm/w(3000K), 130 Lm/w(6500K),	125 Lm/w(4000K),	
LED Source Luminous Efficacy LED光源光效 Fuente luminosa LED Eficacia	• 140 Lm/w(2700K), • 160 Lm/w(5000K),	140 Lm/w(3000K), 160 Lm/w(6500K),	150 Lm/w(4000K),	
Housing materials-外殼材料 Materiales de la carcasa	Glass fibre reinforced polyester with Recyclable Aluminium and Polycarbonate Linear-Prisms diffuser , Silicone-sponge Gasket , stainless steel toggles and Stainless-steel Quick fix bracket. 玻璃纖維增強聚酯, 鋁片和PC稜鏡擴散罩, 矽膠墊片, 不銹鋼扣和不銹鋼快速固定支架。 Policarbonato con difusor de prismas lineales de aluminio y policarbonato reciclable, Junta de esponja de silicona, palanca de acero inoxidable y soporte de fijación rápida de acero inoxidable.			
Housing Color 外殼顏色 color de la carcasa	Grey body and Milky Polycarbonate Linear-Prisms diffuser , 灰色燈身和乳白稜鏡擴散罩 Cuerpo Gris y Milky difusor			
Operating Temperature Range / 工作溫度範圍 Rango de temperatura de funcionamiento	-30 °C / +50 °C			
Operating Humidity -工作濕度 Humedad de funcionamiento	0~90%, non-condensing-不結霜 sin condensación			
Ingress Protection-防護等級 Protección de ingreso	IP66 (IEC 60529: 2013)			
Mech impact protection 機械衝擊保護 Protección contra impactos mecánicos	IK10 (IEC 62262:2002)			
Comply Testing Standard 符合測試標準 Cumplir el estándar de prueba	LED Luminaires: IEC/ EN 60598-1 / EN 60598-2-1 / EN 62031 / EN 62493 / IEC/EN 62471 / IEC 60598-2-22 / IEC 62031 EN 55015 / EN 61000-3-2 / EN 61000-3-3 / EN 61547 / IEC 62262 / IEC 60529 / IEC TR62778 Luminaries Performance : IEC 62722-1 / IEC 62722-2-1 FSD regulation PPA 104A (4th Rev). RoHS LED Driver: EN 55015 / EN 61000-3-2 / EN 61347-1 / EN 61347-2-13 / EN 61547 / EN 62384			
Certification-認證-Certificación	      			

Project	Fixture#	Date
		Firm

Ordering Information

Choose the option that suits your need and write its corresponding code on the appropriate line to form the product code.

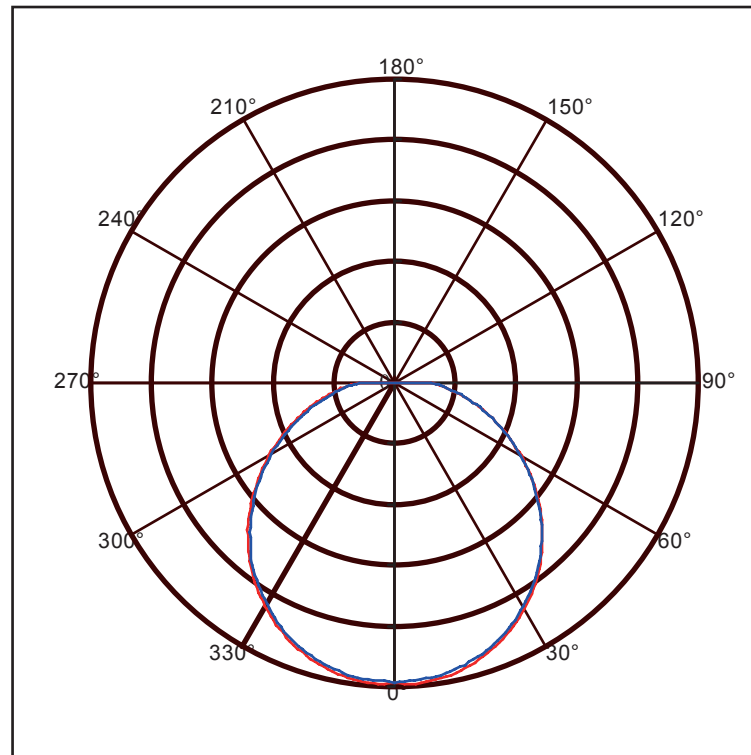
Example product code: [BAWATY-36W-SW-40](#)

BAWATY - - -

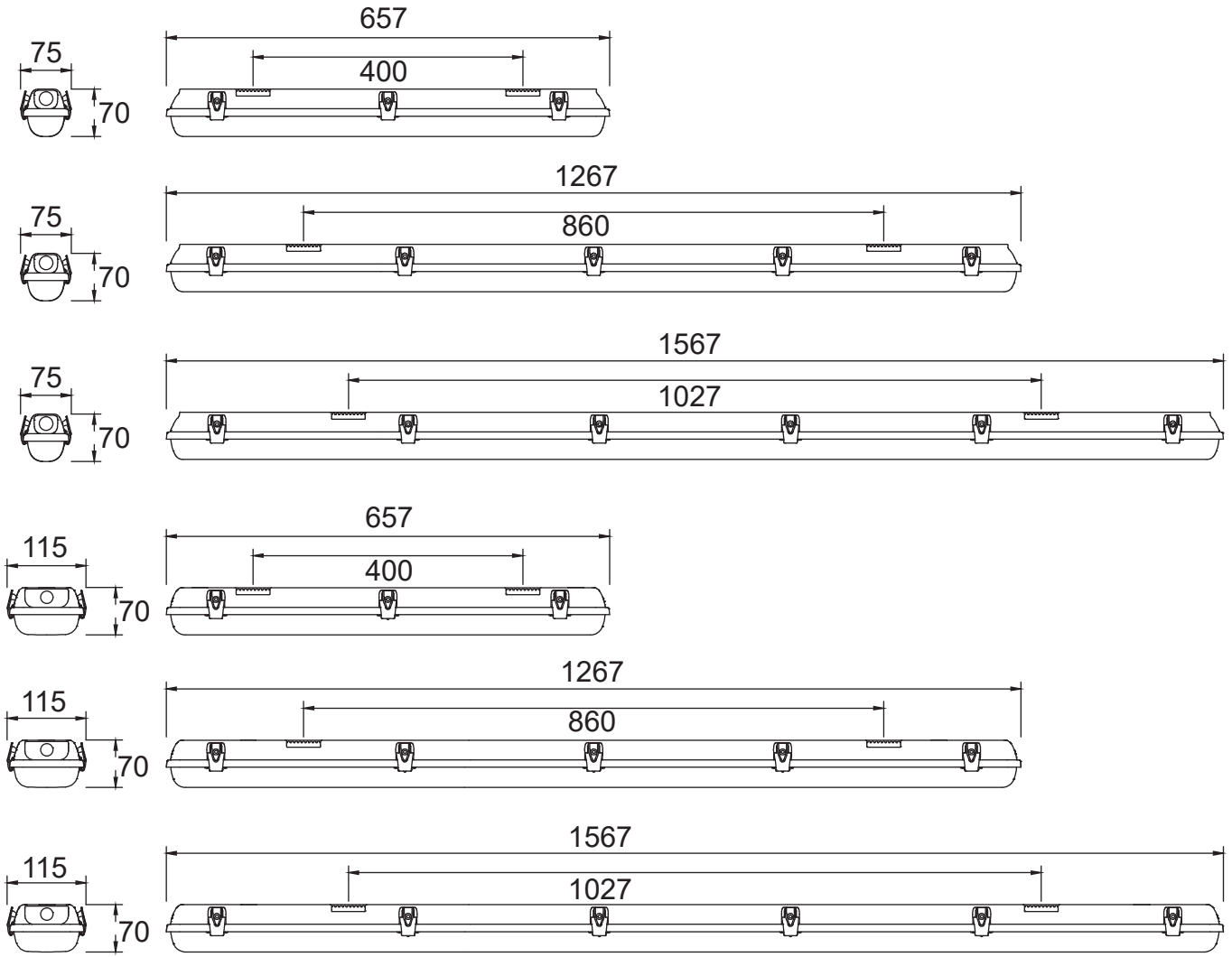
Power Consumption
LED Driver Type
Color Temperature

Power Consumption		LED Driver Type		Color Temperature	
Code	Description	Code	Description	Code	Description
6W	6W @ W:75 x L:657 mm; @ W:115 x L:657 mm	SW	ON/OFF Switch	27	2700K
7W	7W @ W:75 x L:657 mm; @ W:115 x L:657 mm	ELV	ELV Leading Edge Control	30	3000K
8W	8W @ W:75 x L:657 mm; @ W:115 x L:657 mm	AN	Analog 0-10V Dimming	40	4000K
9W	9W @ W:75 x L:657 mm; @ W:115 x L:657 mm	DA	DALI Dimming	50	5000K
10W	10W @ W:75 x L:657 mm; @ W:115 x L:657 mm	DMX	DMX Dimming	65	6500K
12W	12W @ W:75 x L:657 mm; @ W:115 x L:657 mm	RDM	RDM Dimming		
14W	14W @ W:75 x L:657 mm; @ W:115 x L:657 mm	EM	Emergency Battery		
16W	16W @ W:75 x L:657 mm; @ W:115 x L:657 mm	ZI	ZIGBEE Wireless Control		
18W	18W @ W:75 x L:657 mm; @ W:115 x L:657 mm				
20W	20W @ W:75 x L:1267 mm @ W:115 x L:657 mm @ W:115 x L:1267 mm				
24W	24W @ W:75 x L:1267 mm @ W:115 x L:657 mm @ W:115 x L:1267 mm				
28W	28W @ W:75 x L:1267 mm @ W:115 x L:1267 mm				
30W	30W @ W:75 x L:1267 mm @ W:115 x L:1267 mm				
32W	32W @ W:75 x L:1267 mm @ W:115 x L:1267 mm				
36W	36W @ W:75 x L:1267 mm @ W:115 x L:1267 mm @ W:115 x L:1567 mm				
40W	40W @ W:75 x L:1267 mm @ W:115 x L:1267 mm @ W:115 x L:1567 mm				
44W	44W @ W:75 x L:1567 mm @ W:115 x L:1567 mm				
48W	48W @ W:75 x L:1567 mm @ W:115 x L:1567 mm				
52W	52W @ W:75 x L:1567 mm @ W:115 x L:1567 mm				
54W	54W @ W:75 x L:1567 mm @ W:115 x L:1567 mm				
60W	60W @ W:75 x L:1567 mm @ W:115 x L:1567 mm				

BEAM ANGLE



Technical Drawing



Unit: mm