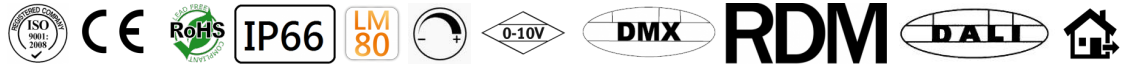


FAB-M

150W~240W












The FAB -M Flood Light is finished by Die-cast aluminium with separated and integrated LED Driver Box , with surface anti-ageing electrostatic spray processing,super resistance to corrosion and rotated bracket, Gaskets in anti-ageing rubber , 5 mm tempered clear Glass and Heat Resisting Cable. It's as well a great alternative to urban furniture due to its IP66 protection rating and IK09 Impact protection. And, It is able to be controlled by ELV, 0-10V,DALI,DMX and RDM dimming system. LED module: high-power CREE XTE CRI>80. LM-80 performance approve >50,000 hours;

FAB-M

150W~240W

Technical Data

Luminaire Type- 安裝方式 Tipo de luminaria	Surface Mounted and Adjustable Type 明裝可調安裝腳 Tipo montado en superficie y ajustable
Power Consumption Max LED燈具最大功率 LED Consumo de energía Max	150W @ 64 pcs LED CREE XTE 200W @ 80 pcs LED CREE XTE 240W @ 96 pcs LED CREE XHP
Input Voltage / 輸入電壓 Voltaje de entrada	100-240VAC/50-60HZ
Integrated-type LED Driver 內置LED驅動 Controlador de LED de tipo integrado	• One Driver for driving one LED circuits PCB • Two separated LED Drivers for driving two independent LED circuits PCB
Control Protocol/控制協議 Protocolo de Control	1-10V / Dali/ DMX 512 / RDM
Power Factor / 功率因數/Factor de potencia	>0.9
Total Harmonic Distortion/總諧波失/Distorsión armónica total	< 20%
Protection Against Surges/防護措施/PROTECCIÓN CONTRA LAS PROMOCIONES:	Line-Earth:6KV Line-Line:4KV
Light Source Brand-光源品牌-Fuente de luz de marca	CREE XTE (Risk group 1 (low risk) from this according to EN 62471 -photo biological safety)
"Lumen Maintenance LM-80 Reported by TM-21"	1. L90(10k) = 50,700 hrs 2. L80(10k) > 63,500 hrs 3. L70(10k) > 63,500 hrs
LED Life-LED壽命-La vida del LED	>60,000 hours
Color Temperature and Color 色溫和顏色 Temperatura y color del color	2700K / 3000K / 4000K/ 5000K/ 6500K
Color Rendering Index-顯色指數 Índice de reproducción cromática	>70 or >80
MacAdam Ellipses Binning 麥克亞當橢圓分級 Mac Adam binning ellipse	Standard Deviation Colour Matching < 2 SCDM 標準偏差配色 < 2 SCDM Coincidencia de color estándar Desviación
Beam Angle 光束角 ángulo de haz	Symmetric Optical Type :S1 10° Symmetric Optical Type :S2 5° Symmetric Optical Type :S3 30° Symmetric Optical Type :S4 15° Symmetric Optical Type :T1 135° ASymmetric Optical Type :ST
luminaire Efficacy 燈具效率 La eficacia de la luminaria	90 lm/w(2700K) @CRI >70; 80m/w(2700K) @CRI >80 110 lm/w(3000K) @CRI >70; 100m/w(2700K) @CRI >80 120 lm/w(4000K) @CRI >70; 110m/w(2700K) @CRI >80 125 lm/w(5000K) @CRI >70; 115m/w(2700K) @CRI >80 125 lm/w(6000K) @CRI >70; 115m/w(2700K) @CRI >80
LED Source Luminous Efficacy LED光源光效 Fuente luminosa LED Eficacia	134 m/w(2700K) @CRI >70; 134m/w(2700K) @CRI >80 143 lm/w(3000K) @CRI >70; 134m/w(2700K) @CRI >80 163 lm/w(4000K) @CRI >70; 143m/w(2700K) @CRI >80 171 lm/w(5000K) @CRI >70; 153m/w(2700K) @CRI >80 171 lm/w(6000K) @CRI >70; 153m/w(2700K) @CRI >80
Housing materials 外殼材料 Materiales de la carcasa	Die-cast aluminium and 5mm Tempered glass and Hot deep galvanized steel fixing bracket. 壓鑄鋁和5mm鋼化玻璃和熱鍍鋅鋼固定支架 Aluminio fundido a presión y 5 mm de vidrio templado y Soporte de fijación de acero galvanizado profundo.
Housing Color 外殼顏色 color de la carcasa	Polyester powders Coating (RAL 9006 Silver). 聚酯粉末塗料(RAL 9006 銀灰色) Polvos de poliéster Revestimiento (RAL 9006 Plata).
Ingress Protection-防護等級 Protección de ingreso	IP66
Mech impact protection 機械衝擊保護 Protección contra impactos mecánicos	IK09
Operating Temperature Range / 工作溫度範圍 Rango de temperatura de funcionamiento	-20 °C / +60 °C / -4 °F / +124 °F
Operating Humidity -工作濕度 Humedad de funcionamiento	0~90%, non-condensing-不結霜 sin condensación
Dimension 尺寸 Dimensión	L: 461x H:508 (594 with Bracket) x H:94mm
Net Weight /Gross Weight 淨重/毛重 pPeso Neto / Peso bruto	12.1kg / 13.4kg
Packing box size 包裝箱尺寸 Tamaño de la caja de embalaje	• 150W/200W/240W -- 605x470x125mm • Remark (810pcs / 20"container or 1692pcs / 40"container)
Certificate Standard Complied 符合安規標準 estándar certificado de cumplimiento	LED Luminaries: IEC 60598-1;IEC 60598-2-1;IEC62471;RoHS LED Driver: IEC/EN 61347-1;IEC/EN 61347-2-13; IEC/EN 62384; IEC/EN 61000-3-2; IEC/EN 61000-3-3;IEC/EN61574;EN 55015 LED Module: IEC/EN 62031;IEC/EN 60838-2;IEC/EN 62471;LM-80-08;TM-21
Certification-認證-Certificación	        

Project	Fixture#	Date
		Firm

Ordering Information

Choose the option that suits your need and write its corresponding code on the appropriate line to form the product code.

Example product code: [FAB-M-1-240W-SW-S1-30-70](#)

FAB-M - - - - -

POWER CONSUMPTION
QTY OF LED DRIVER
LED DRIVER TYPE
BEAM ANGLE
COLOR TEMPERATURE
COLOR RENDERING INDEX

POWER CONSUMPTION		QTY OF LED DRIVER		LED DRIVER TYPE		BEAM ANGLE		COLOR TEMPERATURE		COLOR RENDERING INDEX	
Code	Description	Code	Description	Code	Description	Code	Description	Code	Description	Code	Description
150W	150W	1	One Driver for driving one LED circuits PCB	SW	ON/OFF Switch	S1	Symmetric Optical Type :S1 10°	27	2700K	80	>80
200W	200W	2	Two separated LED drivers for driving two independent LED circuits PCB	ELV	ELV Leading Ledge Control	S2	Symmetric Optical Type :S2 5°	30	3000K	70	>70
240W	240W			AN	Analog 1-10V dimming	S3	Symmetric Optical Type :S3 30°	40	4000K		
				DA	DALI diming	S4	Symmetric Optical Type :S4 15°	50	5000K		
				DMX	DMX diming	T1	Symmetric Optical Type :T1 135°	60	6000K		
				RDM	RDM Dimming	ST	ASymmetric Optical Type :ST				

Accessories



Lighting Application Suite
7.0

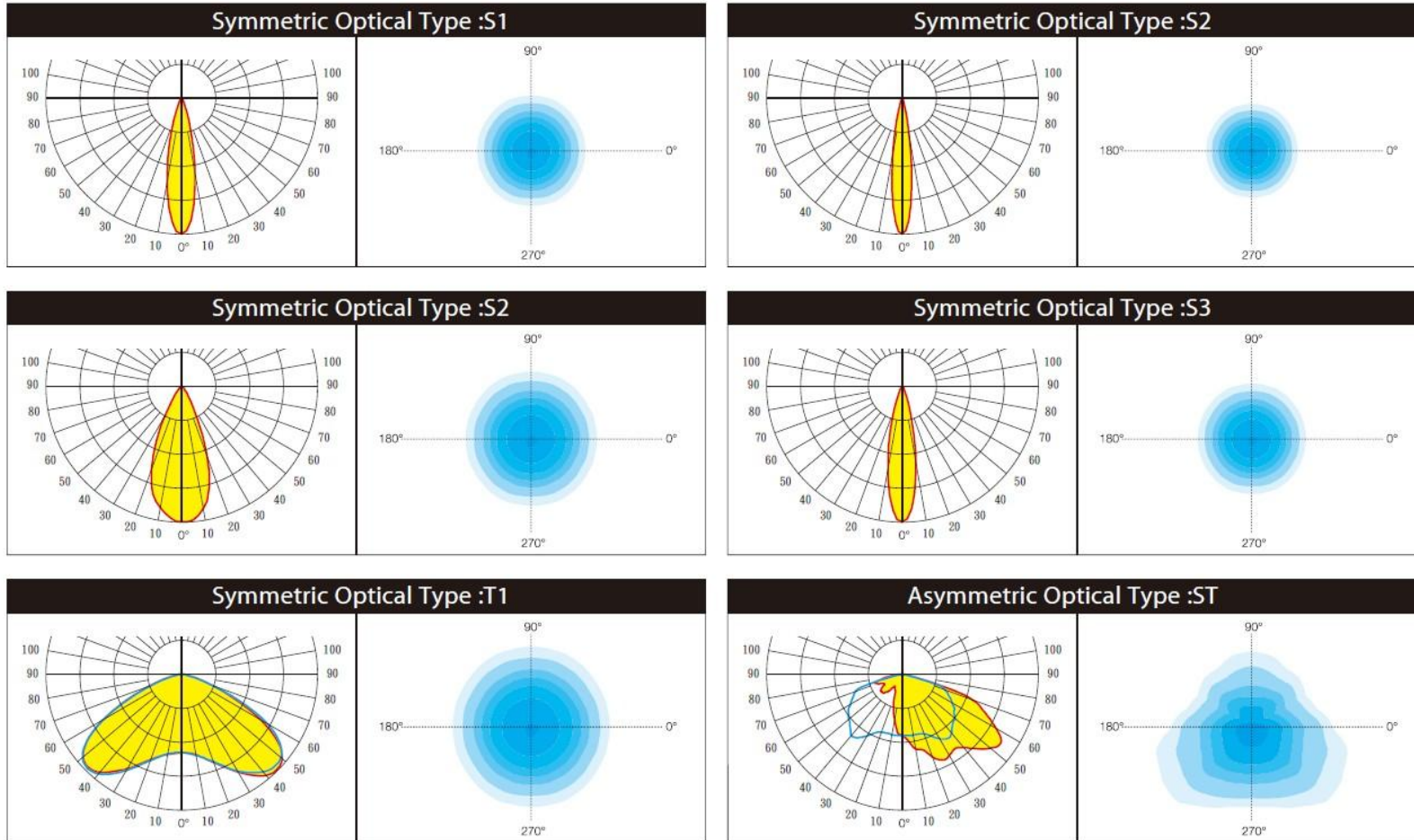


LCE 2 fx Share

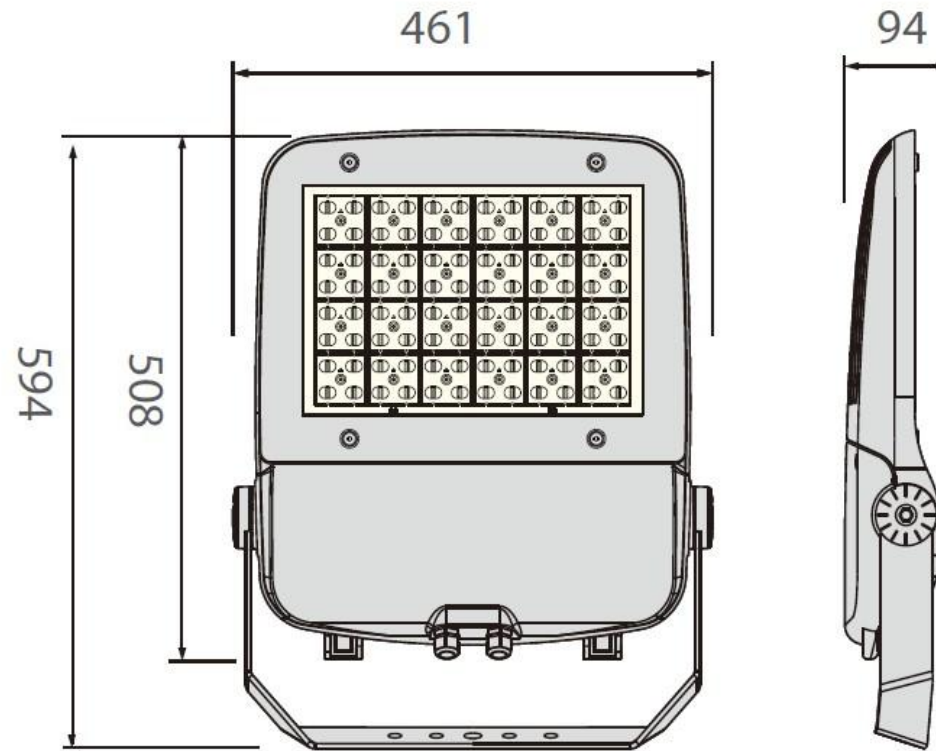


Butler XT2

Beam Angle



Technical Drawing



150W/200W/240W

Unit: mm