
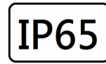


LAHAN SPOT

W50mm IP65



Black light body and reflector



White light body and reflector



Grey light body and reflector

Reflector color




White



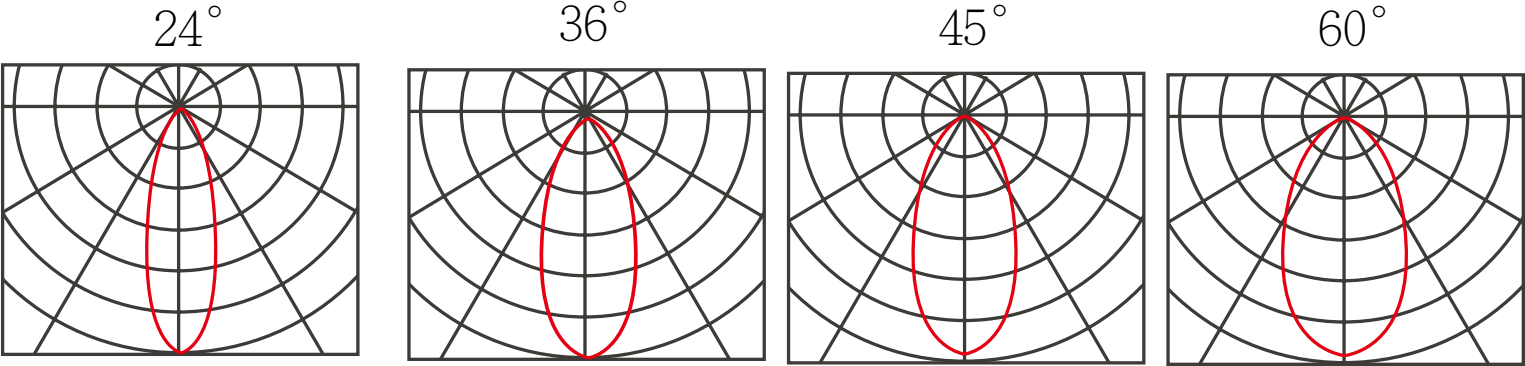
Black

- Extruded Aluminium S6063 alloy body with low copper content
- Resistant to corrosive environment. Coated with epoxy resin and UV stabilized polyester powder.
- Impact resistant safety glass cover and optical lens and reflector control for anti-glare
- Color: Black RAL9005 / Graphite RAL 7024 / Dark Gray RAL 7021 / Grey RAL 9006 / White RAL 9003
- Materials is complied with Hot Wire Testing: 850°C
- Protection: IP65

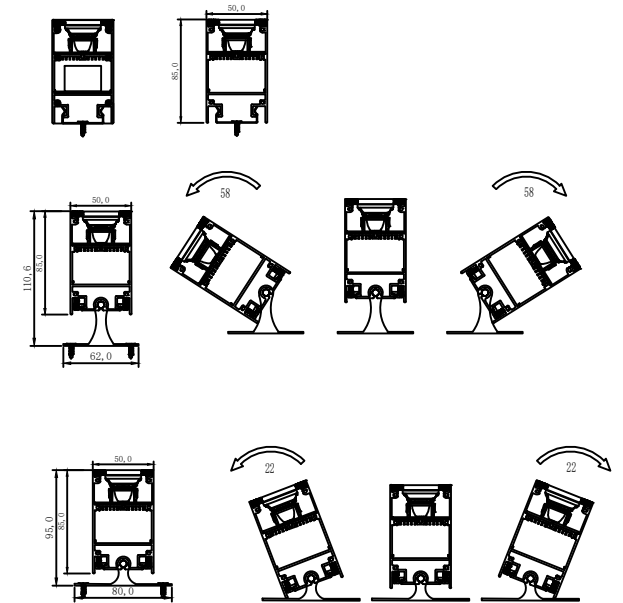
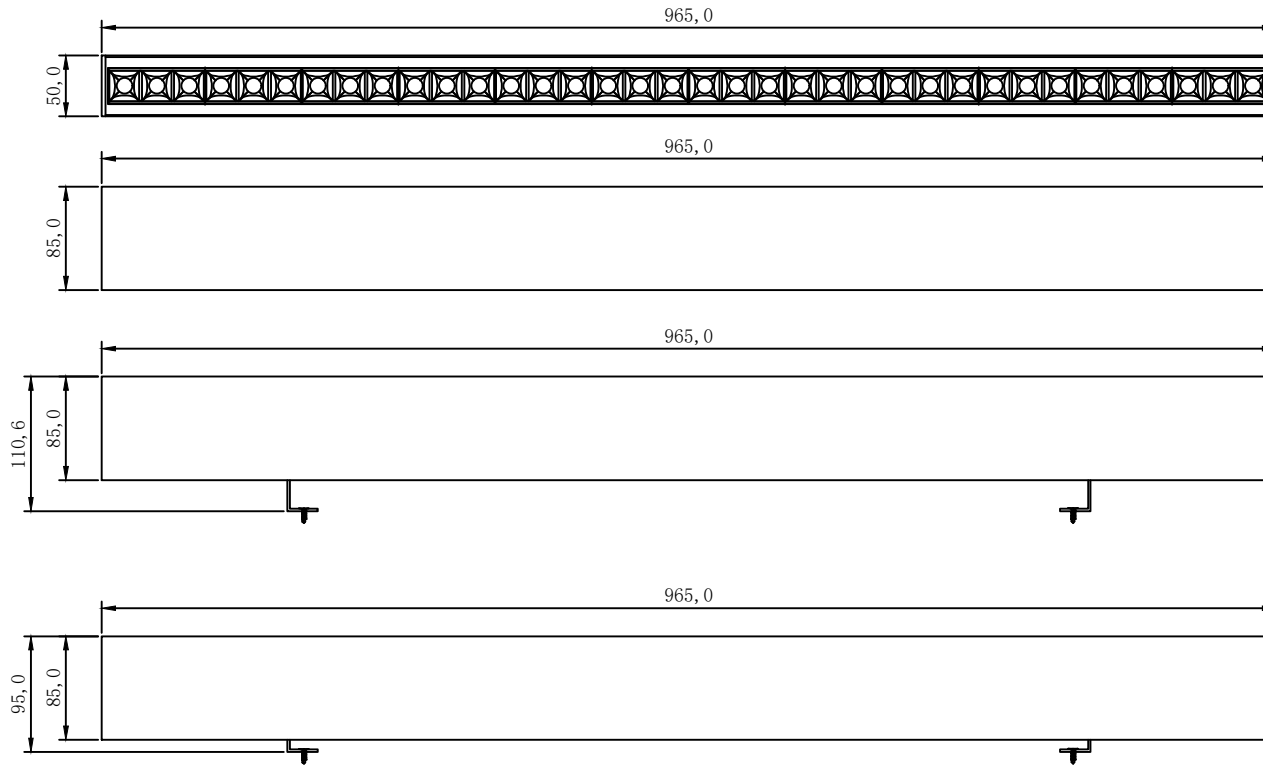
Technical Data

Luminaire Type-安裝方式 Tipo de luminaria	Pendent mounted Type / Surface mounted Type 吊裝燈具\嵌入式燈具\吸頂式燈具 Pendent tipo \ Surface mounted
Dimension-尺寸-Dimensión	Refer to Technical Drawing 請參閱技術圖紙Consulte el dibujo técnico
Power Consumption Max-燈具功率 Consumo de energía Max	L: 168mm: 5W 8W L: 329mm: 9W 15W L: 488mm: 18W 20W 22W L: 965mm: 30W 36W 40W
Input Voltage-輸入電壓-Voltaje de entrada	AC Version : AC220-240V 50/60HZ DC Slim Version : DC24 DC24 + DMX512
LED Driver Type LED驅動款式 Tipo de controlador LED	Integrated-type LED Driver--Refer to LED driver specification 請參閱LED驅動器規格 Consulte la especificación de controlador de LED 1. ON/OFF Switch AC100-240V 50/60HZ 2.1 -10V Dimming Driver AC100-240V 50/60HZ 3. Dali Dimming Driver AC100-240V 50/60HZ or DC48V with Dali Dimming 4. Remote Type Emergency Battery Kit with battery Back up 2 hours or 3hours
LED Driver Features驅動特性 Funciones del controlador de LED	POWER FACTOR : PF>0.90 @ Full Load TOTAL HARMONIC DISTORTION: THD< 20%
Control Protocol-控制協議 Protocolo de Control	0-10V / Dali / DMX 512 / RDM / ZIGBEE Wireless Control
Beam Angle/光束角/ángulo de haz	• 24° 36° 45° 60°
Light Source Brand-光源品牌-Fuente de luz de marca	OSRAM LED
"Lumen Maintenance LM-80 Reported by TM-21"	L70 > 60,000 hrs
LED Life-LED壽命-La vida del LED	>60,000 hours
Color Temperature -色溫Temperatura del color	2700K / 3000K / 4000K / 5000K / 6500K
Color Rendering Index-顯色指數 Índice de reproducción cromática	> 80 > 90
MacAdam Ellipses Binning 麥克亞當橢圓分級 Mac Adam binning ellipse	Standard Deviation Colour Matching < 3 SDCM 標準偏差配色< 3 SDCM Coincidencia de color estándar Desviación < 3 SDCM
Luminaire Efficacy 燈具效率 La eficacia de la luminaria	100 lm/w(2700K), 100lm/w(3000K), 120 lm/w(4000K), 120 lm/w(5000K), 120 lm/w(6500K)
LED Source Luminous Efficacy LED光源光效 Fuente luminosa LED Eficacia	130 lm/w(2700K), 130lm/w(3000K), 150 lm/w(4000K), 150 lm/w(5000K), 150 lm/w(6500K)
Housing materials-外殼材料 Materiales de la carcasa	Extruded Aluminium Alloy body and Glassuser 壓鋁S6063合金和玻璃 Cuerpo de aleación de aluminio extruido y difusor de vidrio
Housing Color外殼顏色 color de la carcasa	Coated with epoxy resin and top coated with UV stabilized polyester powder Color: Black RAL9005 / Graphite RAL 7024 / Dark Gray RAL 7021 / Grey RAL 9006 / White RAL9003 顏色: 黑色RAL9005 / 石墨黑RAL 7024 / 深灰色RAL 7021 / 鋁銀色RAL 9006 / 白色RAL9003 Color: Negro RAL9005 / Grafito RAL 7024 / Gris oscuro RAL 7021 / Grey 9006 / Blanco RAL9003
Ingress Protection-防護等級 Protección de ingreso	IP65
Operating Temperature Range / 工作溫度範圍 Rango de temperatura de funcionamiento	-20 °C / +50 °C
Operating Humidity -工作濕度 Humedad de funcionamiento	0~100%, non-condensing-不結霜 sin condensación
Comply Testing Standard 符合測試標準 Cumplir el estándar de prueba	LED Luminaries: LVD: IEC/EN 60598-1;EN / IEC/EN 60598-2-1;IEC62471;IEC/EN 62031; IEC/EN 62493 ; IEC/EN 62471(Risk Group 1)EN60598-2-22 Hot Wire Testing: 850°C LED Driver: IEC/EN 61347-1; IEC/EN 61347-2-13; IEC/EN 62384; IEC/EN 61000-3-2; IEC/EN 61000-3-3;IEC/EN61574;EN 55015 ; IEC /EN 62384
Certification-認證-Certificación	    

BEAM ANGLE

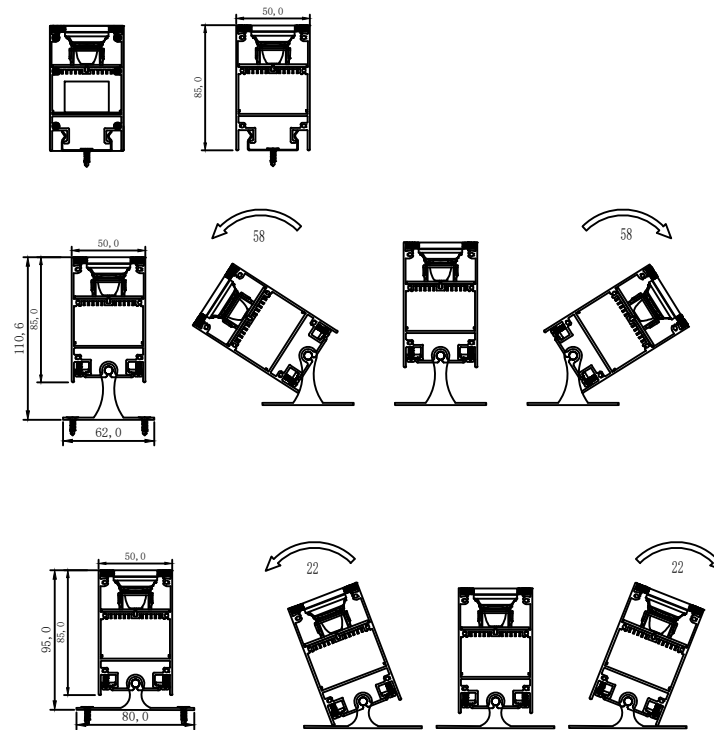
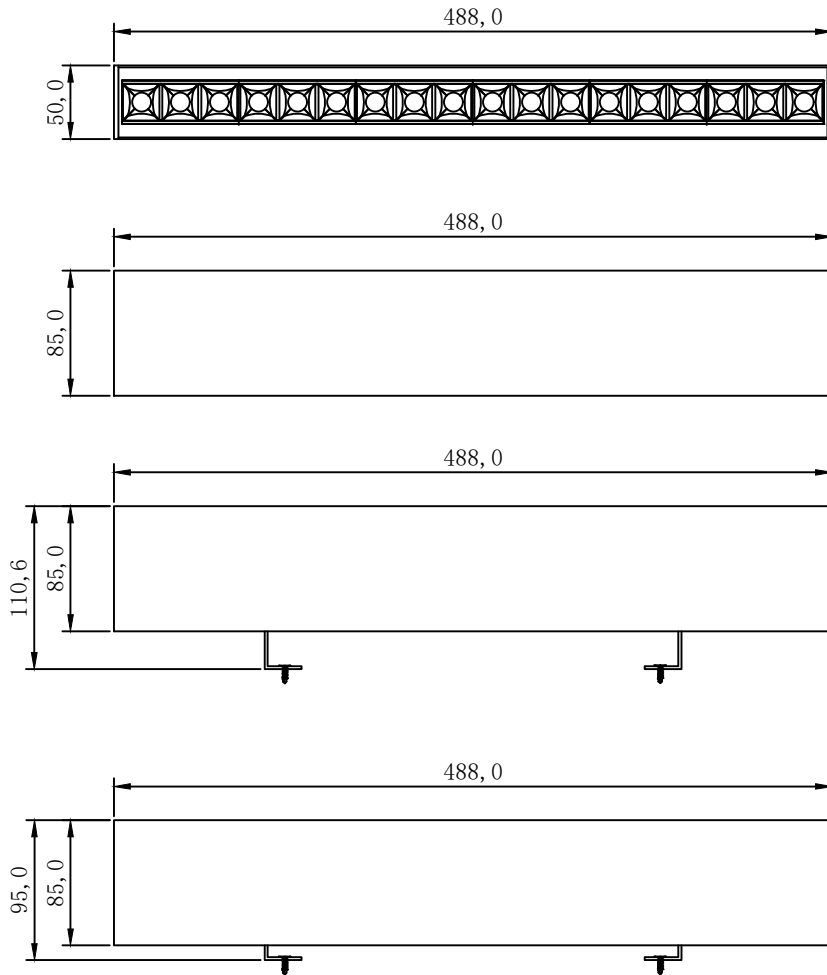


Technical Drawing Integrated LED Driver



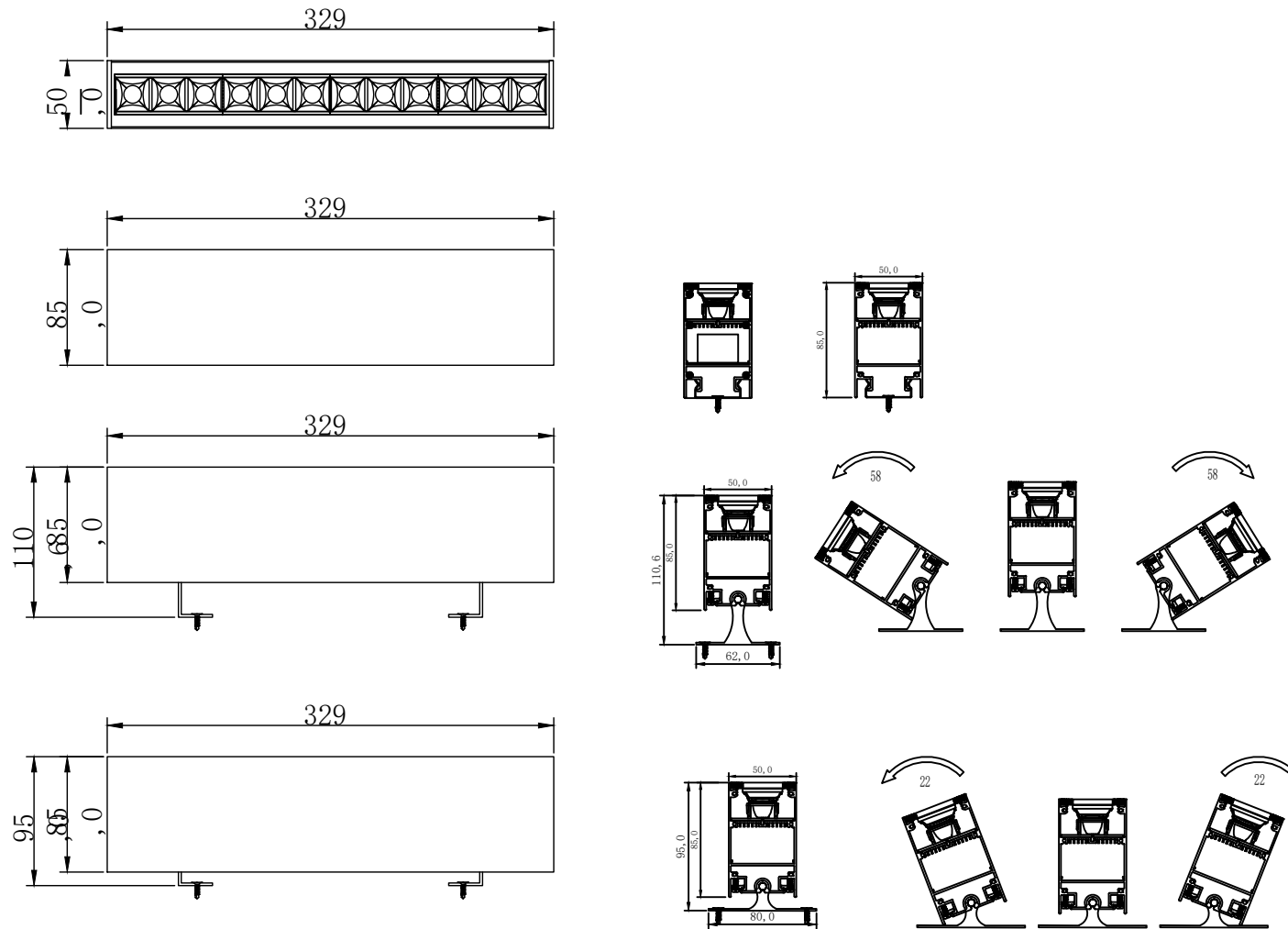
Unit: mm

Technical Drawing Integrated LED Driver



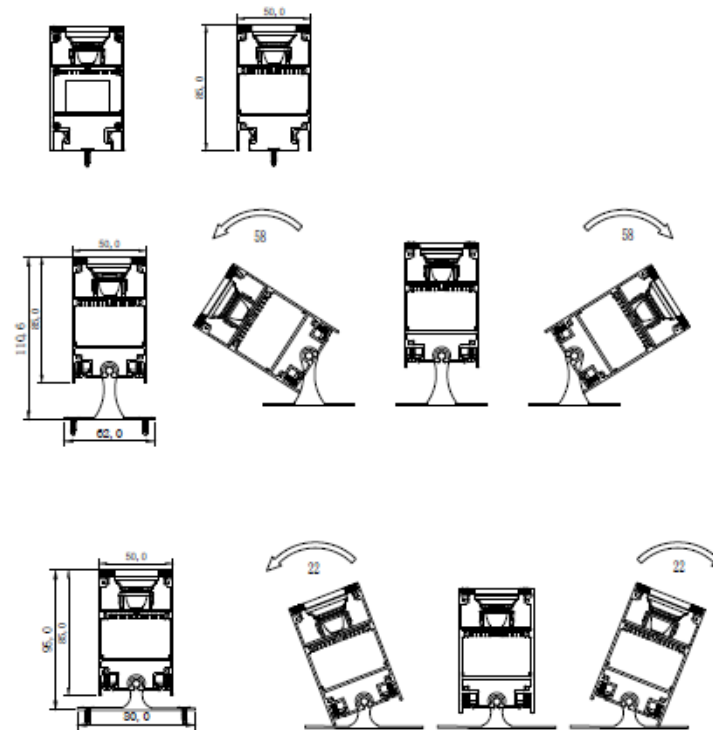
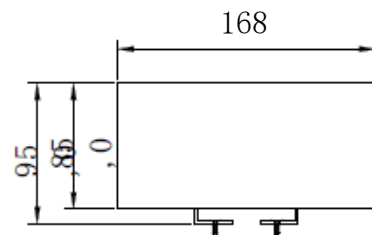
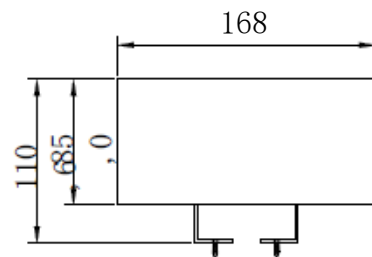
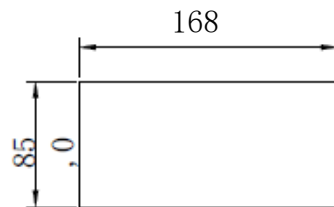
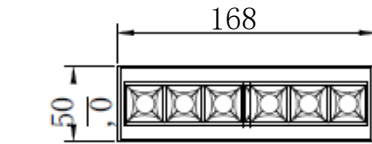
Unit: mm

Technical Drawing Integrated LED Driver



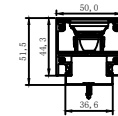
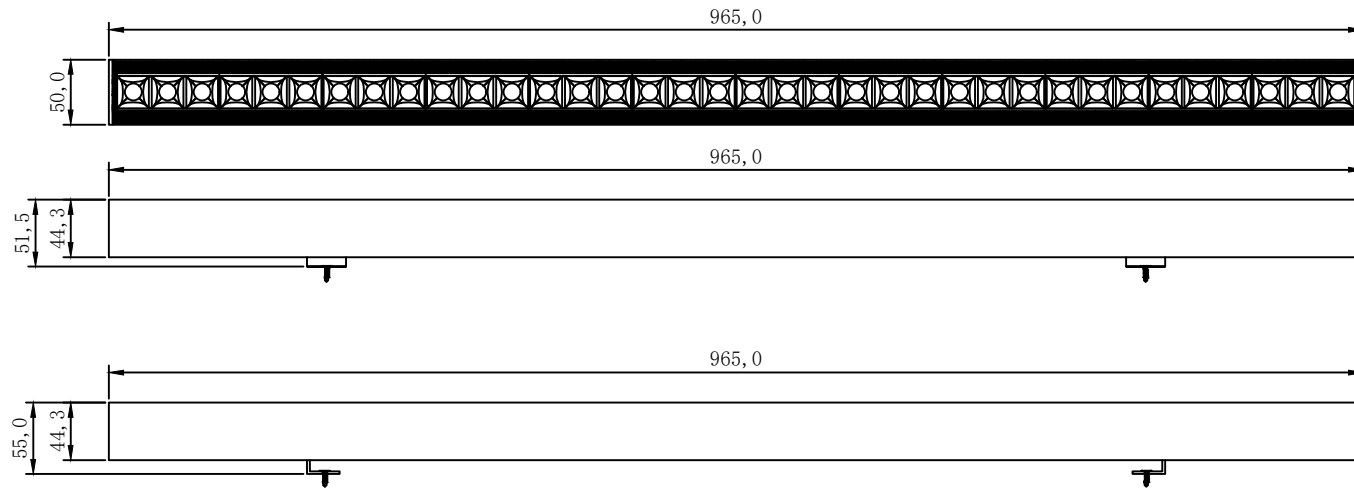
Unit: mm

Technical Drawing Integrated LED Driver

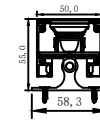


Unit: mm

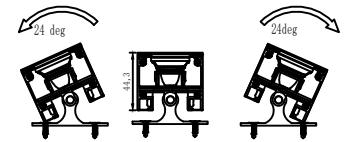
Technical Drawing-DC Version



Bracket-fixed Type

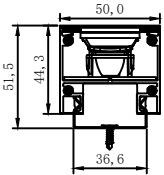
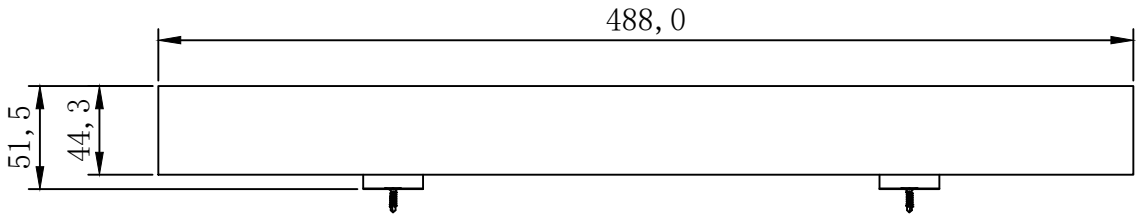
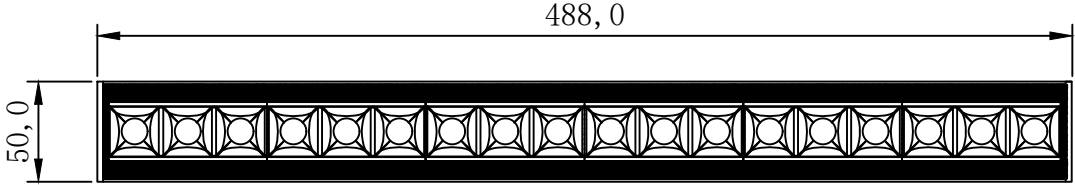


Bracket-Adjustable Type

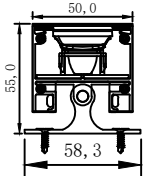



Unit: mm

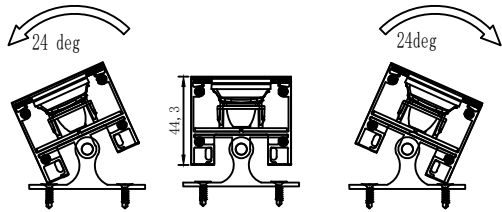
Technical Drawing-DC Version



Bracket-fixed Type

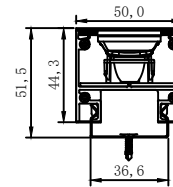
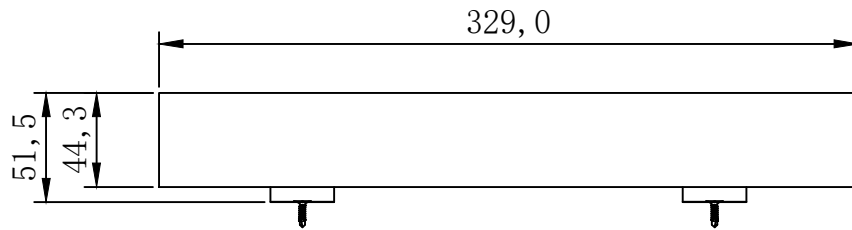
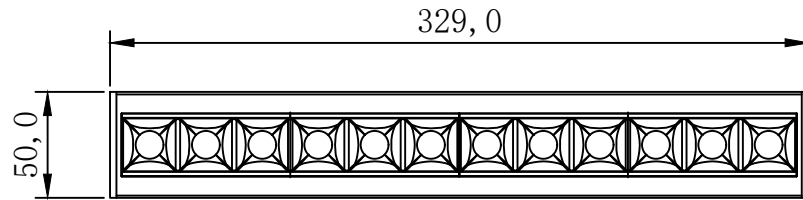


Bracket-Adjustable Type

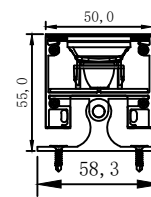
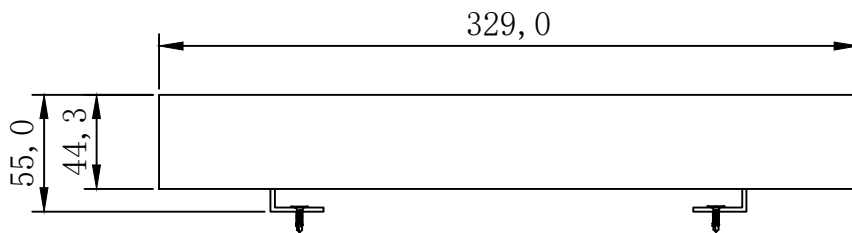


Unit: mm

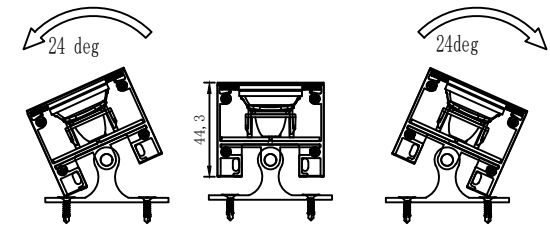
Technical Drawing-DC Version



Bracket-fixed Type



Bracket-Ajustble Type



Unit: mm